











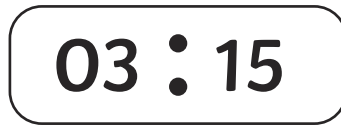


# Converting Between 12 Hour Analogue Time & Digital Time

Change these analogue times to digital times.




Change these analogue times to digital times.



Sheffield to London	
Depart Sheffield	Arrive London
8:45	11:00
9:00	11:15
9:30	11:45
10:00	
	12:45


Sophie is catching the train to London from Sheffield.

- Which train is the next train she can catch?




- How many minutes late was she for the previous train?

- What time will she arrive in London?  
Can you show this on Sophie's watch?




- Use the timetable to work out how long it takes to get from Sheffield to London.  
Complete the table to show the missing times.


Shop opening times		Closing times
Monday	9:15	
Tuesday	9:30	
Wednesday		
Thursday	9:00	
Friday	9:30	
Saturday	9.45	
Sunday		

Sophie is waiting for the shop to open on Monday.

- How long will she have to wait?



2. On Wednesday, the shop opens 15 minutes later than on Tuesday. Write in the table to show the time that it opens.
3. On Sunday, Sophie's watch is showing this time when the shop opens. Write in the table to show the time that it opens.







4. How much later does the shop open on Friday than on Thursday?





5. The shop is open for 2 hours and 15 minutes every day. Can you write in the times it closes each day?

# Converting Between 12 Hour Analogue Time & Digital Time

Change these analogue times to digital times.




Change these analogue times to digital times.



Sheffield to London	
Depart Sheffield	Arrive London
8:45	10:55
9:00	11:10
9:30	11:40
10:00	
	12:40


Sophie is catching the train to London from Sheffield.

1. Which train is the next train she can catch?




2. How long will she have to wait?

3. What time will she arrive in London?  
Can you show this on Sophie's watch?




4. It takes 2 hours and 10 minutes to get to London.  
Complete the table to show the times the trains leave Sheffield and arrive in London.


Shop opening times		Closing times
Monday	9:15	
Tuesday	9:30	
Wednesday		
Thursday	9:05	
Friday	9:30	
Saturday	9:50	
Sunday		

Sophie is waiting for the shop to open on Monday.


1. How long will she have to wait?



2. On Wednesday, the shop opens 15 minutes later than on Tuesday. Write in the table to show the time that it opens.
3. On Sunday, Sophie's watch is showing this time when the shop opens. Write in the table to show the time that it opens.







4. Show on Sophie's watch the time the shop opens on Saturday.



5. The shop opens for 2 hours each day. Can you write in the closing times?

# Converting Between 12 Hour Analogue Time & Digital Time

Change these analogue times to digital times.



---

Change these analogue times to digital times.

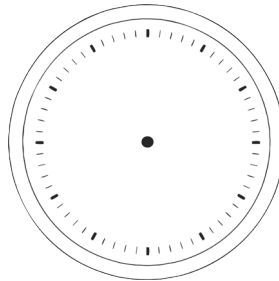
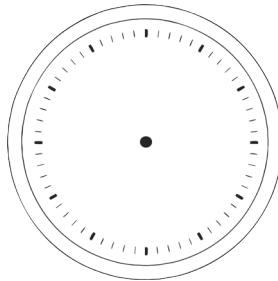
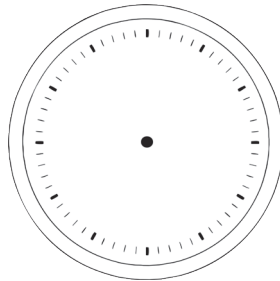
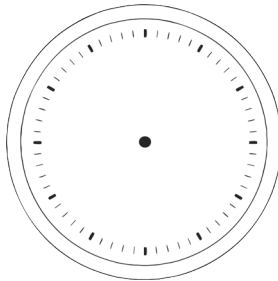
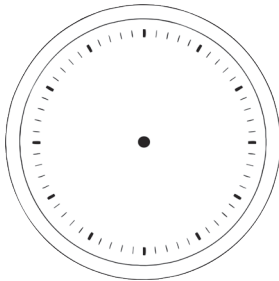
12 : 33

07 : 47

06 : 11

03 : 08


02 : 19



Sheffield to London	
Depart Sheffield	Arrive London
08:47	10:59
09:03	11:15
9:39	11:51
10:02	
	12:43

Sophie is catching the train to London from Sheffield.

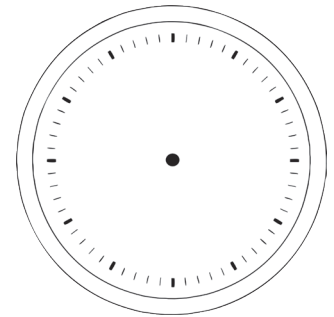
1. Which train is the next train she can catch?




2. How long will she have to wait?

3. What time will she arrive in London?

Can you show this on Sophie's watch?




4. It takes 2 hours 12 minutes to get to London.

Complete the table to show the times the trains leave Sheffield and arrive in London.

Shop opening times		Closing times
Monday	9:16	
Tuesday	9:31	
Wednesday		
Thursday	9:06	
Friday	9:27	
Saturday	9:59	
Sunday		

Sophie is waiting for the shop to open on Monday.


1. How long will she have to wait?



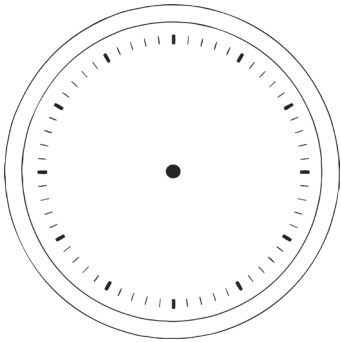

2. On Wednesday, the shop opens 18 minutes later than on Tuesday. Write in the table to show when it opens.



3. On Sunday, Sophie's watch is showing this time when the shop opens. Write in the table to show the time the shop opens.







4. Show on Sophie's watch the time the shop opens on Saturday.



# Converting Between 12 Hour Analogue Time & Digital Time Answers

Change these analogue times to digital times.



**09 : 00**

**10 : 15**

**04 : 45**

**11 : 45**

---





Change these analogue times to digital times.

**12 : 45**

**07 : 45**

**00 : 15**


**03 : 15**



Sheffield to London	
Depart Sheffield	Arrive London
8:45	11:00
9:00	11:15
9:30	11:45
10:00	<b>12:15</b>
<b>10:30</b>	12:45

Sophie is catching the train to London from Sheffield.

1. Which train is the next train she can catch?




9:30

2. How many minutes late was she for the previous train?

15 minutes

3. What time will she arrive in London?  
Can you show this on Sophie's watch?




4. Use the timetable to work out how long it takes to get from Sheffield to London.  
Complete the table to show the missing times.

Shop opening times		Closing times
Monday	9:15	<b>11:30</b>
Tuesday	9:30	<b>11:45</b>
Wednesday	<b>9:45</b>	<b>12:00</b>
Thursday	9:00	<b>11:15</b>
Friday	9:30	<b>11:45</b>
Saturday	9.45	<b>12:00</b>
Sunday	<b>10:45</b>	<b>13:00</b>


Sophie is waiting for the shop to open on Monday.

1. How long will she have to wait?



15 minutes

2. On Wednesday, the shop opens 15 minutes later than on Tuesday. Write in the table to show the time that it opens.
3. On Sunday, Sophie's watch is showing this time when the shop opens. Write in the table to show the time that it opens.







4. How much later does the shop open on Friday than on Thursday?

**30 minutes**

5. The shop is open for 2 hours and 15 minutes every day. Can you write in the times it closes each day?

# Converting Between 12 Hour Analogue Time & Digital Time Answers

Change these analogue times to digital times.



**09 : 55**

**10 : 05**

**04 : 20**

**11 : 40**

---





Change these analogue times to digital times.

**12 : 35**

**07 : 45**

**06 : 25**


**03 : 05**



Sheffield to London	
Depart Sheffield	Arrive London
8:45	10:55
9:00	11:10
9:30	11:40
10:00	<b>12:10</b>
<b>10:30</b>	12:40

Sophie is catching the train to London from Sheffield.

1. Which train is the next train she can catch?




**9:00**

**5 minutes**

2. How long will she have to wait?

3. What time will she arrive in London?  
Can you show this on Sophie's watch?




4. It takes 2 hours and 10 minutes to get to London.  
Complete the table to show the times the trains leave Sheffield and arrive in London.

Shop opening times		Closing times
Monday	9:15	<b>11:15</b>
Tuesday	9:30	<b>11:30</b>
Wednesday	<b>9:45</b>	<b>11:45</b>
Thursday	9:05	<b>11:05</b>
Friday	9:30	<b>11:30</b>
Saturday	9:50	<b>11:50</b>
Sunday	<b>10:05</b>	<b>12:05</b>


Sophie is waiting for the shop to open on Monday.

1. How long will she have to wait?




**10 minutes**

2. On Wednesday, the shop opens 15 minutes later than on Tuesday. Write in the table to show the time that it opens.
3. On Sunday, Sophie's watch is showing this time when the shop opens. Write in the table to show the time that it opens.




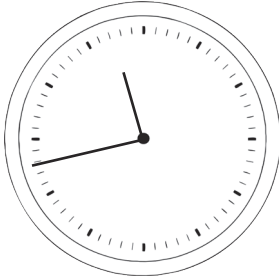


4. Show on Sophie's watch the time the shop opens on Saturday.



5. The shop opens for 2 hours each day. Can you write in the closing times?

# Converting Between 12 Hour Analogue Time & Digital Time Answers

Change these analogue times to digital times.



**09 : 02**

**10 : 17**

**04 : 39**

**11 : 43**

**08 : 57**

---

Change these analogue times to digital times.




**12 : 33**

**07 : 47**

**06 : 11**

**03 : 08**

**02 : 19**






Sheffield to London	
Depart Sheffield	Arrive London
08:47	10:59
09:03	11:15
9:39	11:51
10:02	<b>12:14</b>
<b>10:31</b>	12:43

Sophie is catching the train to London from Sheffield.

1. Which train is the next train she can catch?




**9:03**

2. How long will she have to wait?

**15 minutes**

3. What time will she arrive in London?

Can you show this on Sophie's watch?




4. It takes 2 hours 12 minutes to get to London.

Complete the table to show the times the trains leave Sheffield and arrive in London.

Shop opening times	
Monday	9:16
Tuesday	9:31
Wednesday	<b>9:49</b>
Thursday	9:06
Friday	9:27
Saturday	9:59
Sunday	<b>10:44</b>

Sophie is waiting for the shop to open on Monday.


1. How long will she have to wait?



**14 minutes**

2. On Wednesday, the shop opens 18 minutes later than on Tuesday. Write in the table to show when it opens.

3. On Sunday, Sophie's watch is showing this time when the shop opens. Write in the table to show the time the shop opens.



4. Show on Sophie's watch the time the shop opens on Saturday.

